

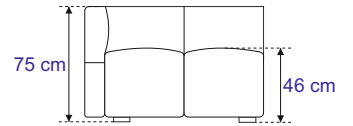
# C U B E



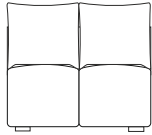
# CUBE

## ELEMENTS

DIMMS ARE APPROX +-3 CM

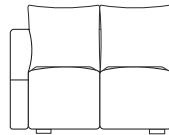


1 AL



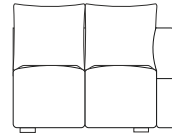
1-seat  
W 92 H 75 D 92

1 ARM L



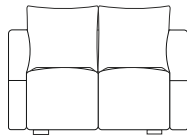
1-seat  
W 104 H 75 D 92

1 ARM R



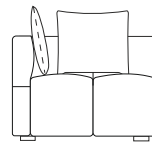
1-seat  
W 104 H 75 D 92

1 ARMCHAIR



1-seat  
W 116 H 75 D 92

C



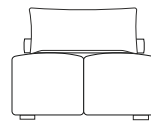
Corner  
W 92 H 75 D 92

HFS



Hocker  
W 80 H 46 D 92

HC



Hocker  
W 92 H 46 D 92